
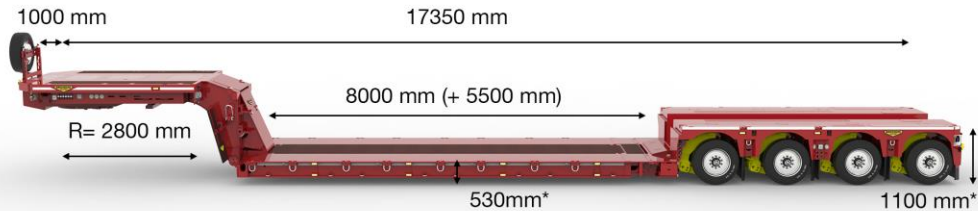


Trailer specifications

Dimensions and weights




Weights (in kg)	Netherlands		Germany		England	
	C & U	Special types	C & U	Special types	C & U	Special type
Maximum fifth wheel load	25000	25000	25000	25000	25000	25000
Maximum bogie load	72000	72000	54000	72000	66000	72000
Gross load capacity	97000	97000	79000	97000	91000	97000
Tare weight, app.	27800	27800	27800	27800	27800	27800
Net load capacity, app.	69200	69200	51200	69200	63200	69200

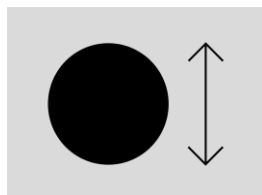


Weights (in kg)	Netherlands		Germany		England	
	C & U	Special types	C & U	Special types	C & U	Special type
Maximum fifth wheel load	25000	25000	25000	25000	25000	25000
Maximum bogie load	48000	48000	36000	48000	46700	48000
Gross load capacity	73000	73000	61000	73000	71700	73000
Tare weight, app.	21700	21700	21700	21700	21700	21700
Net load capacity, app.	51300	51300	39300	51300	50000	51300


Your benefits




Premium quality



Large tyre size of
285/70/R19.5 mm



600 mm Stroke



Great steering angle
of 70°

Neck

- Single beam hydraulic pivoting and detachable neck. Compensating with the suspension. Maximum fifth wheel load is 25 T.
- The gooseneck is compensate with the suspension of the dolly
- Front extension 1000 mm. Chamfered corners at front 400x400 mm
- Fifth wheel height 1350 mm
- Neck width 2530 mm
- Rear swing clearance 2800 mm
- Hard wood floor of 28 mm thick
- 3,5" Kingpin, fitted under a ball bearing turntable. The turntable is connected to two double action hydraulic steering rams. Holder is suitable for mounting a 2" kingpin
- A hydraulic stinger is provided with 2 separate operable cylinders to support the neck whilst removing the gooseneck. Cylinders approx. 1240 mm from Kingpin.
- 10T certified lashing rings (max. Load 5T) . According NEN12640 TÜV Certificate
- 2 pairs of 10 T lashing points at the rear side of the neck
- 32 mm holes in the side raves, to use as lashing point
- Divided at the side raves of the neck, dim. 96x66x6mm, suitable for stakes of 81x51mm
- Spare wheel carrier at front of the gooseneck. Suitable for one spare wheel.
- Gummi support blocks to position under the beams when removing the truck

Floor

- 1x extendible
- Bed height 530 mm (loaded). Beam height 400 mm Outer beams
- Split at front side of the bed
- Compressoin joint at the rear side of the bed
- Bed width 2850 mm
- Fixed floor of 37 mm hardwood
- Pneumatic operated pin to lock the extendible beam
- Preparation for swing-out outriggers
- All air and service lines are located in an energy chain within the central main beam. Resulting in improved ground clearance and reduced maintenance
- Retaining nuts M24 fitted to the inner beam suitable for 8 T lashing rings.
- 13.4T certified lashing rings divided in the side rave of the loading floor, placed every approx. 1.2 meter, according EN12650 with TÜV Certificate
- Rope hooks on each side of the trailer
- Stake pockets divided at the side raves of the trailer, dim. 96x66x6mm, suitable for stakes of 81x51mm

Axle bogie

- Gigant 2x7 T pendular axles line
- Axle quantity: 6
- The bogie has Broshuis PL2 pendular axles. Travel 600 mm, max. steering angle is ca. 60°, a doll has 70°
- Broshuis hydraulic steering system, consists of two fully independent circuits.
 - Adjustable steering rods, to correct axle alignment tracking to compensate for wear during the life of the trailer.
 - Air, electrical and hydraulic service lines are housed inside the central spine(s) in an energy chain
- All axles of rear bogie are hydraulic steered Dolly steering angle approx. 70° Axle bogie steering angle approx. 50°
- Tyre Pressure Monitoring System according ECE R141
- Distance between the axles is 1510 mm
- 32 mm holes in the side rave, to use as lashing point
- Height dolly 1200 mm (loaded)
- Height of axle bogie 1100 mm (loaded)
- Width of dolly 2750 mm
- Bed width 2850
- The left and right floor height can be operated separately. 2 LED indicators are installed to set the correct floor height. Operation from the neck.
- Manual override steering with 3kW electrical pump
- Electrical hydraulic override steering system, to allow the axles to steer independently of the tractor unit, by means of buttons. Butterfly section, with adjustable conical bearing, extremely low maintenance - adjustable steering rods, to correct axle alignment tracking to compensate for wear during the life of the trailer. Air, electrical and hydraulic service lines are housed inside the central spine(s) in an energy chain
- Electrical hydraulic override steering system, to allow the Dolly axles to steer independently of the tractor unit, by means of buttons
- Two air line Wabco brake system, EC-approved design with an automatic load sensing device. Spring type chambers fitted to two axles for the hand brake. Incl. EBS
- Tyre brand to choice of Broshuis (Continental, Goodyear or comparable). 285/70 R19.5
- A troughs in the centre of the lower deck for an excavator arm, width 900 mm
- 1 pair Lashing rings (20 T) at rear side dolly
- Lashing rings (10 T) in the side rave of the dolly and axle bogie according to EN 12640
- 1 pair 20T lashing rings in the crane arm at the front side
- Lashing rings (5 T) under the side rave of the dolly and axle bogie

- All pendular axles are liftable. Equipped with lift axle lockingpins for 4 axle lines

Lights

- Lights are complete in LED
- 2 pairs of 3-chambers rear lights and Led side-marker-lights. Conform EU-specifications
- One fog light
- 1 pair of reversing lights
- One rear flashing beacon connection at the rear side
- On each side at the neck and axle bogie a connector fitted with holder for extendible marker board lights
- Connector for over width marker board lights: 3 pin plug

Accessories

- Spare wheel 1x
- Central Greasing level II with a pump. Brand of pump Bekamax
- EBS connector
- Connectors at the front: Dual 7 pin SAE plugs
- Air couplings palm type
- A 35mm² cable between truck and trailer for the use of any electrical power supply
- 24V power connector NATO
- The chassis is equipped with white reflective tape on sides and red reflective tape on the back

Paintwork

- Metallized and finished in one colour. (non-metallic)
- After chassis assembly, the support brackets for valves, air tanks and pipe and wiring runs are fitted. The completed chassis is then shot blasted and immediately painted according to the Broshuis 2K paint system. The final fitting of all the components is carried out after the chassis has been through the preservation process
- Pendel arms completely metalized and painted in grey (RAL 7011)