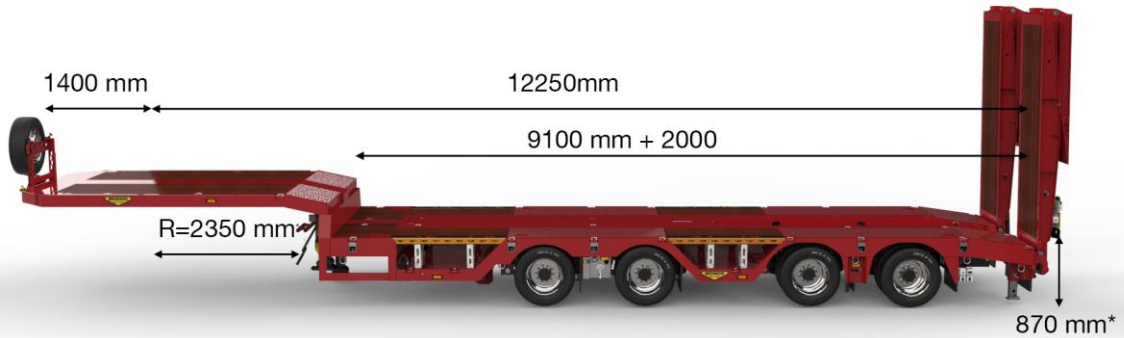



Trailer specifications

Dimensions and weights



| Weights in kg | Netherlands | | Germany | | England | |
|--------------------------------|-------------|---------------|---------|---------------|---------|---------------|
| | C & U | Special types | C & U | Special types | C & U | Special types |
| Maximum fifth wheel load | 18000 | 18000 | 18000 | 18000 | 18000 | 22500 |
| Maximum bogie load | 36000 | 40000 | 32000 | 40000 | 32000 | 50000 |
| Gross load capacity | 54000 | 58000 | 50000 | 58000 | 50000 | 72500 |
| Tare weight, app. | 12800 | 12800 | 12800 | 12800 | 12800 | 12800 |
| Net load capacity, app. | 41200 | 45200 | 37200 | 45200 | 37200 | 59700 |

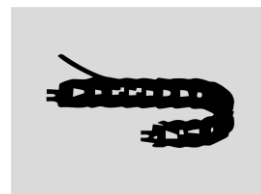
Your benefits




Premium quality



Optional complete metalized



Energy chain: all lines protected inside the beam



Low maintenance

Neck

- The (single beam) neck height is 185 mm and suitable for 18T fifth wheel pressure. Under rear side of the neck accordance ISO chamfer
- Front extension 1400 mm
Chamfered corners at front 400x400 mm
- Fifth wheel height 1170 mm
- Neck width 2530 mm
- Rear swing clearance 2350 mm
- Hard wood floor of 28 mm thick
- 2" Kingpin
- 10T certified lashing rings (max. Load 5T) . According NEN12640 TÜV Certificate
- 32 mm holes in the side raves, to use as lashing point
- Divided at the side raves of the neck, dim. 96x66x6mm, suitable for stakes of 81x51mm
- Spare wheel carrier at front of the gooseneck. Suitable for one spare wheel.
- Slope for easy access of the neck 600x12°. U profile for the attachment of aluminium ramps
- Landing gear two speed vertical lift, with S foot. Static capacity of 50.000 kgs

Floor

- The torsion rigid chassis is in the lower deck extendible in increments of approx. 500 mm. Air assisted locking pins are fitted to either side of the main beam and operated by a single two way valve.
- Height of axle bogie 870 mm (loaded)
- With a central main beam of high tensile steel
- Split suitable for use of bridge sections
- Fixed part 850 mm
- Width of loading area 2530 mm
- 'Pull out' galvanised outriggers to increase the overall lower deck width by 500mm (250mm per side of the trailer)
- 37 mm nominal hardwood in the lower deck. 8/10 mm steel chequer plate fitted over the suspension area
- Heavy duty side raves 240 mm deep, welded by strong steel cross members to chassis
- Side guards, fixed steel profile
- All air and service lines are located in an energy chain within the central main beam. Resulting in improved ground clearance and reduced maintenance
- 10T certified lashing rings divided in the side raves of the loading floor, placed every approx. 1.2 meter, according EN12650 with TÜV Certificate
- 32 mm holes in the side raves, to use as lashing point
- 10T d-rings on the crane arm plate at the rear side.
- 2 pieces 10T lashing points in the crane arm at the front side
- Rope hooks. On each side of the trailer

- 6 pair 10T lashing rings floor against beam
- Stake pockets divided at the side raves of the trailer, dim. 96x66x6mm, suitable for stakes of 81x51mm
- Wheelwell in front of the axles
- Wheel well between axle 2 and 3, with 45 degree
- Galvanised steel supports covered with light weight steel cover and removable hard wood beams for a flat floor. The supports have a outrigger to increase the deck width
- A troughs in the centre of the lower deck for an excavator arm, length 4030 mm, width 750 mm
- Beavertail 850 mm x8° for easy access of the lower deck
- Beavertail chamfered with steel plate floor
- Gripbars L=650 at rear side of beavertail
- At the rear of the chassis a pair of drop down steady legs to support the chassis beaver tail when using the ramps

Axle bogie

- Gigant 11T axles
- Axle quantity: 4
- The bogie is fitted with 10T air suspension and heavy duty airbags for optimum stability
- First 2 axles are fixed, last 2 axle are self tracking
- Tyre Pressure Monitoring System according ECE R141
- Distance between axles is 1310-2150-1310 mm
- A raise and lower valve is connected to the air suspension for ease of loading or unloading
- Two air line Wabco brake system, EC-approved design with an automatic load sensing device. Spring type chambers fitted to two axles for the hand brake. Incl. EBS
- Tyre brand to choice of Broshuis (Continental, Goodyear or comparable). 245/70 R17.5
- Steel rims, light grey

Ramps

- Hydraulic ramps 4000x890. Width adjustment is hydraulically operated
- Hardwood floor in ramp
- The ramps not detachable

Lights

- Lights are complete in LED
- 5-chamber rear lights and Led side-marker-lights. Conform EU-specifications
- One LED fog light
- 1 pair of reversing lights LED
- One rear flashing beacon connection at the rear side
- On each side at the neck and axle bogie a connector fitted with holder for extendible marker board lights
- Connector for over width marker board lights: 3 pin plug

Accessories

- Spare wheel 1x
- EBS connector
- Connectors at the front: Dual 7 pin SAE plugs
- Air couplings palm type
- A 35mm² cable between truck and trailer for the use of any electrical power supply
- 24V power connector NATO
- The chassis is equipped with white reflective tape on sides and red reflective tape on the back

Paintwork

- Metallized and finished in one colour. (non-metallic)
- After chassis assembly, the support brackets for valves, air tanks and pipe and wiring runs are fitted. The completed chassis is then shot blasted and immediately painted according to the Broshuis 2K paint system. The final fitting of all the components is carried out after the chassis has been through the preservation process
- Supplied Axles are painted black, for better rust prevention