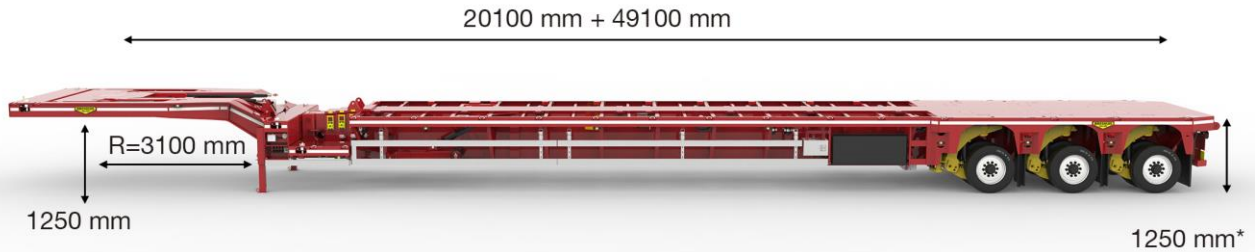


Trailer specifications

Dimensions and weights



Weights in kg	Netherlands		Germany		England	
	C & U	Special types	C & U	Special types	C & U	Special types
Maximum fifth wheel load	30000	30000	30000	30000	30000	30000
Maximum bogie load	36000	36000	24000	36000	33000	45000
Gross load capacity	66000	66000	54000	66000	63000	75000
Tare weight, app.	37200	37200	37200	37200	37200	37200
Net load capacity, app.	28800	28800	16800	28800	25800	37800

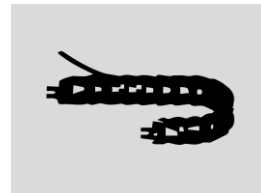
Your benefits




Premium quality



Optional complete metalized



Energy chain: all lines protected inside the beam



Low maintenance

Neck

- Single beam hydraulic pivoting with a stroke of 820 mm. Maximum fifth wheel load is 30 T.
- Front extension 1250 mm
- Fifth wheel height 1250 mm
- Neck width 2530 mm
- Rear swing clearance 3100 mm
- 2" Kingpin, fitted under a ball bearing turntable. The turntable is connected to two double action hydraulic steering rams. Holder is suitable for mounting a 3,5" kingpin
- 10T certified lashing rings (max. Load 10T). 2 pairs at the front of the neck (TUV certificate)
- On the head of the chassis an extra set of heavy support legs will be supplied to support the chassis during loading or unloading when disconnected from the front the chassis. Always use in combination with regular support
- At the front a pair of drop down legs (lightweight construction)

Floor

- Step frame construction with a central main beam of high tensile steel. The torsion rigid chassis is in the lower deck quattro extendible in increments of approx. 500 mm. Air assisted locking pins are fitted to either side of the main beam and operated by a single two way valve
- With a central main beam of high tensile steel
- Compression joint behind the neck at two heights 1165 mm and 765 mm
- Width of loading area 2530/2730 mm
- Floor fixed section lowered
3 pairs of twistlock position for a loading frame on neck and fixed part
Floor prepared for the optional slider frame
Rear of trailer prepared for an optional frame for loading floor extension
- Side raves 160 mm deep, welded by pressed steel cross members to chassis
- All air and service lines are located in an energy chain within the central main beam. Resulting in improved ground clearance and reduced maintenance
- 10T certified lashing rings divided in the side rave of the loading floor, placed every approx. 1.2 meter, according EN12650 with TÜV Certificate
- 32 mm holes in the side rave, to use as lashing point
- A shunting coupling is mounted on the rear of the trailer
- Rope hooks. On each side of the trailer
- Stake pockets divided at the side raves of the trailer, dim. 96x66x6mm, suitable for stakes of 81x51mm
- Container position for 1x 45 Ft (Container mountings are optional)
- Aluminium side guards profiles and a spare wheel carrier in front of the axle bogie

- Double hydraulic support leg, electrically operated, for easy extension.

Axle bogie

- 2x Gigant pendular axle per axle line
- Axle quantity: 3
- The bogie has Broshuis PL2 pendular axles. Travel 600 mm, max. steering angle is ca. 60°, a dolly has 70°
- Broshuis hydraulic steering system, consists of two fully independent circuits.
 - Adjustable steering rods, to correct axle alignment tracking to compensate for wear during the life of the trailer.
 - Air, electrical and hydraulic service lines are housed inside the central spine(s) in an energy chain
- All axles are hydraulic steered
- Tyre Pressure Monitoring System according ECE R141
- Distance between axles is 1360 mm
- A raise and lower valve is connected to the air suspension for ease of loading or unloading
- Manual override steering with 3kW electrical pump
- Electrical hydraulic override steering system, to allow the axles to steer independently of the tractor unit, by means of buttons. Full automatic alignment system. Full automatic pre-stressment system up to 32 bar for direct steering response. Additional hydraulische operation under the gooseneck
- Two air line Wabco brake system, EC-approved design with an automatic load sensing device. Spring type chambers fitted to two axles for the hand brake. Incl. EBS
- Tyre brand to choice of Broshuis (Continental, Goodyear or comparable). 245/70 R17.5
- All pendular axles are liftable. Equipped with lift axle lockingpins for 1 axle line

Lights

- Lights are complete in LED
- 2 pairs of 3-chambers rear lights and Led side-marker-lights. Conform EU-specifications
- 1 pair of reversing lights
- One extendible flashing beacon connection at the rear side. Expires when strobe lights are selected.
- One fog light
- On each side at the neck and axle bogie a connector fitted with holder for extendible marker board lights
- Connector for over width marker board lights: 3 pin plug

Accessories

- Spare wheel 1x
- EBS connector
- Connectors at the front: Dual 7 pin SAE plugs
- Air couplings palm type

- A 35mm² cable between truck and trailer for the use of any electrical power supply
- 24V power connector NATO
- The chassis is equipped with white reflective tape on sides and red reflective tape on the back

Paintwork

- Metallized and finished in one colour. (non-metallic)
- After chassis assembly, the support brackets for valves, air tanks and pipe and wiring runs are fitted. The completed chassis is then shot blasted and immediately painted according to the Broshuis 2K paint system. The final fitting of all the components is carried out after the chassis has been through the preservation process
- Pendel arms completely metalized and painted in grey (RAL 7011)
-