


Trailer specifications

Dimensions and weights



Weights in kg	Netherlands		Germany		England	
	C & U	Special types	C & U	Special types	C & U	Special types
Maximum fifth wheel load	30000	30000	30000	30000	30000	30000
Maximum bogie load	48000	48000	32000	48000	44000	60000
Gross load capacity	78000	78000	62000	78000	74000	90000
Tare weight, app.	40200	40200	40200	40200	40200	40200
Net load capacity, app.	37800	37800	21800	37800	33800	49800


Your benefits



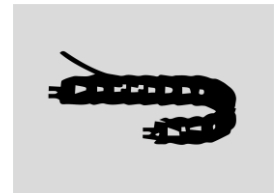
Premium quality



Optional complete metalized



Low maintenance



Energy chain: all lines protected inside the beam

Neck

- Single beam hydraulic pivoting with a stroke of 790 mm. Maximum fifth wheel load is 30 T.
- Front extension 1250 mm
- Fifth wheel height 1250 mm
- Neck width 2530 mm
- Rear swing clearance 3100 mm
- 2" Kingpin, fitted under a ball bearing turntable. The turntable is connected to two double action hydraulic steering rams. Holder is suitable for mounting a 3,5" kingpin
- On the head of the chassis an extra set of heavy support legs will be supplied to support the chassis during loading or unloading when disconnected from the front the chassis. Always use in combination with regular support
- At the front a pair of drop down legs (lightweight construction)

Floor

- Step frame construction with a central main beam of high tensile steel. The torsion rigid chassis is in the lower deck quattro extendible in increments of approx. 500 mm. Air assisted locking pins are fitted to either side of the main beam and operated by a single two way valve
- With a central main beam of high tensile steel
- Compression joint behind the neck at two heights 1165 mm and 765 mm
- Width of loading area 2530/2730 mm
- Floor fixed section lowered
4 pairs of twistlock position for a loading frame on neck and fixed part
Floor prepared for the optional slider frame
Rear of trailer prepared for an optional frame for loading floor extension
- Hot rolled heavy duty UNP side rails 160 mm deep, welded with pressed steel cross members to chassis
- Double hydraulic support leg, electrically operated, for easy extension.
- All air and service lines are located in an energy chain within the central main beam. Resulting in improved ground clearance and reduced maintenance
- 10T certified lashing rings divided in the side rail of the loading floor, placed every approx. 1.2 meter, according EN12650 with TÜV Certificate
- At the rear of the trailer two towing eyes, 5 ton, are welded to the chassis
- Rope hooks. On each side of the trailer
- Stake pockets divided at the side rails of the trailer, dim. 96x66x6mm, suitable for stakes of 81x51mm
- Container position for 1x 45 Ft (Container mountings are optional)
- Aluminium side guards profiles and a spare wheel carrier in front of the axle bogie

Axle bogie

- BPW 2x7 T pendular axles line
- Axle quantity: 4
- Broshuis hydraulic steering system, consists of two fully independent circuits.
 - Adjustable steering rods, to correct axle alignment tracking to compensate for wear during the life of the trailer.
 - Air, electrical and hydraulic service lines are housed inside the central spine(s) in an energy chain
- All axles are hydraulic steered
- The bogie has 14 ton pendular axle lines. Travel 625 mm
- A raise and lower valve is fitted to the hydraulic suspension for ease of loading or unloading. The left and right floor height can be operated separately. 2 LED indicators are installed to set the correct floor height. Operation from the neck.
- Electrical hydraulic override steering system, to allow the axles to steer independently of the tractor unit, by means of buttons. Full automatic alignment system. Full automatic pre-stressment system up to 32 bar for direct steering response. Additional hydraulische operation under the gooseneck
- Manual override steering with 3kW electrical pump
- Two air line brake system, EC-approved design with an automatic load sensing device. Spring type chambers fitted to two axles for the hand brake. Incl. EBS
- Tyre brand to choice of Broshuis (Continental, Goodyear or comparable). 245/70 R17.5

Lights

- Light type: bulb
- 2 pairs of 3-chambers rear lights and LED side-marker-lights. Conform EU-specifications
- One fog light
- 1 pair of reversing lights
- One extendible flashing beacon connection at the rear side
- One fog light
- On each side at the neck and axle bogie a connector fitted with holder for extendible marker board lights
- On each side at the neck and axle bogie a connector fitted with holder for extendible marker board lights
- Connector for over width marker board lights: 3 pin plug

Accessories

- Spare wheel 1x
- EBS connector
- Connectors at the front: Dual 7 pin SAE plugs
- Air couplings palm type
- A 35mm² cable between truck and trailer for the use of any electrical power supply
- 24V power connector NATO

- Mudguard under the light bar
- The chassis is equipped with white reflective tape on sides and red reflective tape on the back

Colour

- Finished in one RAL-colour as per request.
- After chassis assembly, the support brackets for valves, air tanks and pipe and wiring runs are fitted. The completed chassis is then shot blasted and immediately painted in a high-built-primer and finished in two component truck coating with a minimum thickness of 70/80 μ . The final fitting of all the components is carried out after the chassis has been through the preservation process