

## Trailer specifications

### Dimensions and weights




| Weights in kg                  | Netherlands |               | Germany |               | England |               |
|--------------------------------|-------------|---------------|---------|---------------|---------|---------------|
|                                | C & U       | Special types | C & U   | Special types | C & U   | Special types |
| Maximum fifth wheel load       | 23000       | 23000         | 23000   | 23000         | 23000   | 23000         |
| Maximum bogie load             | 24000       | 24000         | 18000   | 24000         | 24000   | 28000         |
| <b>Gross load capacity</b>     | 47000       | 47000         | 41000   | 47000         | 47000   | 51000         |
| Tare weight, app.              | 14400       | 14400         | 14400   | 14400         | 14400   | 14400         |
| <b>Net load capacity, app.</b> | 32600       | 32600         | 26600   | 32600         | 32600   | 36600         |

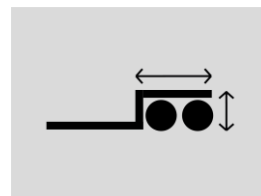
### Your benefits



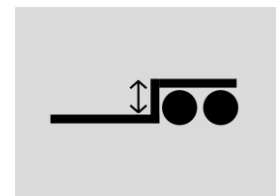
600 mm stroke



Great steering angle  
of 57°



Short and low axle  
bogie



Small different  
height between  
lower deck and axle  
bogie

## Neck

- The hydraulic pivoting neck height is 290 mm and suitable for 23T fifth wheel pressure
- Front extension 1200 mm. Chamfered corners at front 400x400 mm
- Fifth wheel height 1250 mm
- Neck width 2530 mm
- Rear swing clearance 2250 mm
- Hard wood floor of 28 mm thick
- 2" Kingpin, fitted under a ball bearing turntable. The turntable is connected to two double action hydraulic steering rams. Holder is suitable for mounting a 3,5" kingpin
- A hydraulic stinger is provided with 2 separate operable cylinders to support the neck whilst removing the gooseneck. Cylinders 1100 mm from Kingpin.
- 10T certified lashing rings (max. Load 5T) . According NEN12640 TÜV Certificate
- 32 mm holes in the side raves, to use as lashing point
- Divided at the side raves of the neck, dim. 96x66x6mm, suitable for stakes of 81x51mm
- Spare wheel carrier at front of the gooseneck. Suitable for one spare wheel.
- Alu cover plate placed in the floor between the beams of the neck

## Floor

- 1x extendible
- Bed height 270 mm (loaded). Beam height 200 mm.
- With main beams of high tensile steel
- Split at front side of the bed
- Width 2550 mm
- No floor fitted between the beams to increase loading area. The under flange is prepared for a detachable floor
- Preparation for swing-out outriggers in the outer spine
- All air and service lines are located in an energy chain within the central main beam. Resulting in improved ground clearance and reduced maintenance
- Retaining nuts M24 fitted to the inner beam suitable for 8 T lashing rings.
- 13.4T certified lashing rings divided in the side raves of the loading floor, placed every approx. 1.2 meter, according EN12650 with TÜV Certificate
- Container position for 1x 20 Ft (Container mountings are optional)
- Container position for 1x 30 Ft (Container mountings are optional)
- Container position for 1x 40 Ft (Container mountings are optional)

## Axle bogie

- 2x Gigant pendular axle per axle line
- Axle quantity: 2

- The bogie has Broshuis PL2 pendular axles. Travel 600 mm, max. steering angle is ca. 60°, a dolly has 70°
- Broshuis hydraulic steering system, consists of two fully independent circuits.
  - Butterfly section, with adjustable conical bearing, resulting in extremely low maintenance,
  - Adjustable steering rods, to correct axle alignment tracking to compensate for wear during the life of the trailer.
  - Air, electrical and hydraulic service lines are housed inside the central spine(s) in an energy chain
- 2 axles are steered
- Distance between axles is 1335 mm
- 10T certified lashing rings. According to EN12640, TÜV Certificate
- 32 mm holes in the side raves, to use as lashing point
- Width of loading area 2530 mm
- A raise and lower valve is fitted to the hydraulic suspension for ease of loading or unloading. The left and right floor height can be operated separately. 2 LED indicators are installed to set the correct floor height. Operation from the neck.
- Manual override steering with 3kW electrical pump
- Electrical hydraulic override steering system, to allow the axles to steer independently of the tractor unit, by means of buttons. Butterfly section, with adjustable conical bearing, extremely low maintenance - adjustable steering rods, to correct axle alignment tracking to compensate for wear during the life of the trailer. Air, electrical and hydraulic service lines are housed inside the central spine(s) in an energy chain
- Two air line Wabco brake system, EC-approved design with an automatic load sensing device. Spring type chambers fitted to two axles for the hand brake. Incl. EBS
- An hydraulic pressure gauge is connected to the suspension for determining the axle loads
- Tyre brand to choice of Broshuis (Continental, Goodyear or comparable). 245/70 R17.5
- Steel rims, light grey
- All pendular axles are liftable. Equipped with lift axle lockingpins for 1 axle line

## Lights

- Lights are complete in LED
- 1 pair of 3-chambers rear lights and LED side-marker lights. Conform EU-specifications
- One fog light
- 1 pair of reversing lights
- One rear flashing beacon connection at the rear side
- On each side at the neck and axle bogie a connector fitted with holder for extendible marker board lights
- Connector for over width marker board lights: 3 pin plug

## Accessories

- Spare wheel 1x
- Central Greasing level II with a pump. Brand of pump Bekamax
- EBS connector
- Connectors at the front: Dual 7 pin SAE plugs
- Air couplings palm type
- A 35mm<sup>2</sup> cable between truck and trailer for the use of any electrical power supply
- 24V power connector NATO
- Mudguard under the light bar
- The chassis is equipped with white reflective tape on sides and red reflective tape on the back

### **Paintwork**

- Finished in one colour. (non-metallic)
- After chassis assembly, the support brackets for valves, air tanks and pipe and wiring runs are fitted. The completed chassis is then shot blasted and immediately painted according to the Broshuis 2K paint system. The final fitting of all the components is carried out after the chassis has been through the preservation process
- Pendel arms completely metalized and painted in grey (RAL 7011)