


Trailer specifications

Dimensions and weights



Weights in kg	Netherlands		Germany		England	
	C & U	Special types	C & U	Special types	C & U	Special types
Maximum fifth wheel load	22500	22500	22500	22500	22500	22500
Maximum bogie load	36000	40000	32000	40000	32000	50000
Gross load capacity	58500	62500	54500	62500	54500	72500
Tare weight, app.	20300	20300	20300	20300	20300	20300
Net load capacity, app.	38200	42200	34200	42200	34200	52200


Your benefits




Premium quality



Optional complete metalized



User-friendly with QR-video instruction manual



Low maintenance

Neck

- The (single beam) neck height is 250 mm and suitable for 22,5T fifth wheel pressure
- Front extension 1210 mm
- Fifth wheel height 1230 mm
- Neck width 2550 mm
- Rear swing clearance 2700 mm
- Hard wood floor of 28 mm thick
- 2" Kingpin, fitted under a ball bearing turntable. The turntable is connected to two double action hydraulic steering rams. Holder is suitable for mounting a 3,5" kingpin
- 10T certified lashing rings (max. Load 10T) . According NEN12640 TÜV Certificate
- 32 mm holes in the side raves, to use as lashing point
- Stake pockets, divided at the side raves of the neck, dim. 96 x 66 x 6mm, suitable for stakes of 81 x 51mm
- Spare wheel carrier at front of the gooseneck. Suitable for one spare wheel.
- Landing gear two speed vertical lift, with S foot. Static capacity of 50.000 kgs

Floor

- Step frame construction with a central main beam of high tensile steel. The torsion rigid chassis is in the lower deck triple extendible in increments of approx. 500 mm. Air assisted locking pins are fitted to either side of the main beam and operated by a single two way valve
- Height 1250 mm (loaded)
- With a central main beam of high tensile steel
- Width 2550 mm
- 28 mm hardwood floor. Floorboards are fitted longitudinally
- Side raves 160 mm deep, welded by pressed steel cross members to chassis
- All air and service lines are located in an energy chain within the central main beam. Resulting in improved ground clearance and reduced maintenance
- 10T certified lashing rings divided in the side rave of the loading floor, placed every approx. 1.2 meter, according EN12650 with TÜV Certificate
- At the rear of the trailer two towing eyes, 5 ton, are welded to the chassis
- 32 mm holes in the side rave, to use as lashing point
- Rope hooks. On each side of the trailer
- Stake pockets divided at the side raves of the trailer, dim. 96x66x6mm, suitable for stakes of 81x51mm
- Container position for 1x 45 Ft (Container mountings are optional)
- A hydraulically operated support leg is fitted to the underside of the central main beam to assist extending and closing the trailer in adverse conditions

Axle bogie

- SAF 11T axles
- Axle quantity: 4
- The bogie is fitted with 10T air suspension and heavy duty airbags for optimum stability
- Broshuis hydraulic steering system, consists of two fully independent circuits.
 - Adjustable steering rods, to correct axle alignment tracking to compensate for wear during the life of the trailer.
 - Air, electrical and hydraulic service lines are housed inside the central spine(s) in an energy chain
- All axles are hydraulic steered. Adjustable steering on axle 1 and 2
- Distance between axles is 1850 mm
- A raise and lower valve is connected to the air suspension for ease of loading or unloading
- Manual override steering with 3kW electrical pump
- Electrical hydraulic override steering system, to allow the axles to steer independently of the tractor unit, by means of buttons. Full automatic alignment system. Full automatic pre-stressment system up to 32 bar for direct steering response. Additional hydraulische operation under the gooseneck
- Two air line Wabco brake system, EC-approved design with an automatic load sensing device. Spring type chambers fitted to two axles for the hand brake. Incl. EBS
- Tyre brand to choice of Broshuis (Continental, Goodyear or comparable). 245/70 R17.5
- Half round thermoplastic mudwings fitted to each axle

Lights

- Lights are complete in LED
- 2 pairs of 3-chambers rear lights and Led side-marker-lights. Conform EU-specifications
- 1 pair of reversing lights
- One fog light
- One rear flashing beacon connection at the rear side
- On each side at the neck and axle bogie a connector fitted with holder for extendible marker board lights
- Connector for over width marker board lights: 3 pin plug
- No sidemarker lights on the beam. 2 pair of 3 pole plugs mounted.

Accessories

- Spare wheel 1x
- EBS connector
- Connectors at the front: Dual 7 pin SAE plugs
- Air couplings palm type
- A 35mm² cable between truck and trailer for the use of any electrical power supply
- 24V power connector NATO
- Mudguard under the light bar

- The chassis is equipped with white reflective tape on sides and red reflective tape on the back

Paintwork

- Finished in one colour. (non-metallic)
- After chassis assembly, the support brackets for valves, air tanks and pipe and wiring runs are fitted. The completed chassis is then shot blasted and immediately painted according to the Broshuis 2K paint system. The final fitting of all the components is carried out after the chassis has been through the preservation process
- Supplied Axles are painted black, for better rust prevention