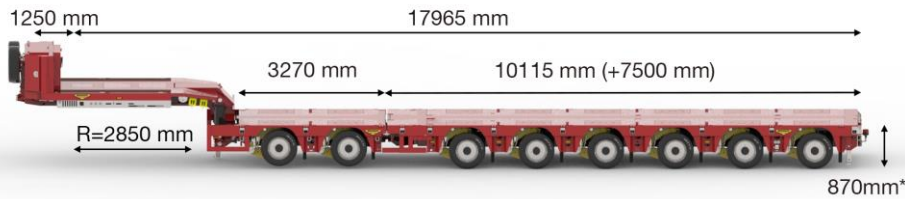


Trailer specifications

Dimensions and weights



| Weights (in kg) | Netherlands | | Germany | | England | |
|--------------------------------|-------------|---------------|---------|---------------|---------|---------------|
| | C & U | Special types | C & U | Special types | C & U | Special types |
| Maximum fifth wheel load | 30000 | 30000 | 30000 | 30000 | 30000 | 30000 |
| Maximum bogie load | 96000 | 96000 | 64000 | 96000 | 88000 | 104000 |
| Gross load capacity | 126000 | 126000 | 94000 | 126000 | 118000 | 134000 |
| Tare weight, app. | 28000 | 28000 | 28000 | 28000 | 28000 | 28000 |
| Net load capacity, app. | 98000 | 98000 | 66000 | 98000 | 90000 | 106000 |




| Weights (in kg) | Netherlands | | Germany | | England | |
|--------------------------------|-------------|---------------|---------|---------------|---------|---------------|
| | C & U | Special types | C & U | Special types | C & U | Special types |
| Maximum fifth wheel load | 30000 | 30000 | 30000 | 30000 | 30000 | 30000 |
| Maximum bogie load | 72000 | 72000 | 48000 | 72000 | 66000 | 78000 |
| Gross load capacity | 102000 | 102000 | 78000 | 102000 | 96000 | 108000 |
| Tare weight, app. | 22600 | 22600 | 22600 | 22600 | 22600 | 22600 |
| Net load capacity, app. | 79400 | 79400 | 55400 | 79400 | 73400 | 85400 |


Your benefits




Premium quality



600 mm stroke



Great steering angle
of 70°



Optional complete
metalized

Neck

- The (single beam) hydraulic neck height is 350 mm and suitable for 30T fifth wheel pressure
- The hydraulics of the gooseneck are connected and linked with the hydraulic suspension of the dolly. The max fifth wheel pressure is switchable to 19T or 30T
- Front extension 1250 mm. Chamfered corners at front 400x400 mm
- Fifth wheel height 1250 mm
- Neck width 2530 mm
- Rear swing clearance 2850 mm
- Hard wood floor of 28 mm thick
- 3,5" Kingpin, fitted under a ball bearing turntable. The turntable is connected to two double action hydraulic steering rams. Holder is suitable for mounting a 2" kingpin
- A hydraulic stinger is provided with 2 separate operable cylinders to support the neck whilst removing the gooseneck. Cylinders approx. 1300 mm from Kingpin.
- 10T certified lashing rings (max. Load 5T) . According NEN12640 TÜV Certificate
- 32 mm holes in the side raves, to use as lashing point
- Divided at the side raves of the neck, dim. 96x66x6mm, suitable for stakes of 81x51mm
- Spare wheel carrier at front of the gooseneck. Suitable for one spare wheel.
- At the front a pair of drop down legs (lightweight construction)

Floor

- Step frame construction with a central main beam of high tensile steel. The torsion rigid chassis is in the lower deck extendible in increments of approx. 500 mm. Air assisted locking pins are fitted to either side of the main beam and operated by a single two way valve. All air and service lines extend automatically when extending the lower deck
- Height of axle bogie 870 mm (loaded)
- Main beam has compression joints between neck and dolly and between dolly and rear axle bogie. The trailer can therefore also be used without dolly
- Width of loading area 2730 mm
- 'Pull out' galvanised outriggers to increase the overall lower deck width by 500mm (250mm per side of the trailer)
- Steel plate with non-skid treatment above the axle bogie
- Heavy duty side raves 240 mm deep, welded by strong steel cross members to chassis
- All air and service lines are located in an energy chain within the central main beam. Resulting in improved ground clearance and reduced maintenance

- 10T certified lashing rings divided in the side raves of the loading floor, placed every approx. 1.2 meter, according EN12650 with TÜV Certificate
- 32 mm holes in the side raves, to use as lashing point
- Rope hooks. On each side of the trailer
- 10T lashing rings floor against the main beam
- Stake pockets divided at the side raves of the trailer, dim. 96x66x6mm, suitable for stakes of 81x51mm
- 2 pair of stake pockets against main beam dolly
- Stake pocket row between axle 1 and 2
- Stake pocket row between axle 2 and 3
- Stake pocket row between axle 4 and 5
- Stake pocket row between axle 7 and 8
- Straight rear end, with U profile for the attachment of aluminium ramps
- At the rear of the chassis a pair of drop down steady legs to support the chassis beaver tail when using th ramps

Axle bogie

- 2x Gigant pendular axle per axle line
- Axle quantity: 8
- The bogie has Broshuis PL2 pendular axles. Travel 600 mm, max. steering angle is ca. 60°, a dol has 70°
- Broshuis hydraulic steering system, consists of two fully independent circuits.
 - Butterfly section, with adjustable conical bearing, resulting in extremely low maintenance,
 - Adjustable steering rods, to correct axle alignment tracking to compensate for wear during the life of the trailer.
 - Air, electrical and hydraulic service lines are housed inside the central spine(s) in an energy chain
- All dolly axles are hydraulic steered
- Distance between axles is 1510 mm
- A raise and lower valve is fitted to the hydraulic suspension for ease of loading or unloading. The left and right floor height can be operated separately. 2 LED indicators are installed to set the correct floor height. Operation from the neck.
- Electrical hydraulic override steering system, to allow the axles to steer independently of the tractor unit, by means of buttons. Butterfly section, with adjustable conical bearing, extremely low maintenance - adjustable steering rods, to correct axle alignment tracking to compensate for wear during the life of the trailer. Air, electrical and hydraulic service lines are housed inside the central spine(s) in an energy chair
- Manual override steering with 3kW electrical pump
- Two air line Wabco brake system, EC-approved design with an automatic load sensing device. Spring type chambers fitted to two axles for the hand brake. Incl. EBS
- An hydraulic pressure gauge is connected to the suspension for determining the axle loads

- Tyre brand to choice of Broshuis (Continental, Goodyear or comparable). 245/70 R17.5
- Steel rims, light grey
- All pendular axles are liftable. Equipped with lift axle lockingpins for 5 axle lines

Lights

- Lights are complete in LED
- 2 pairs of 3-chambers rear lights and Led side-marker-lights. Conform EU-specifications
- One LED fog light
- 1 pair of reversing lights LED
- One extendible flashing beacon connection at the rear side
- Preparation for over width marker board lights. On each side at the neck , dolly, front and rear axle bogie a connector.
- Connector for over width marker board lights: 3 pin plug

Accessories

- Spare wheel 1x
- Central Greasing (level II) with a pump
- EBS connector
- Connectors at the front: Dual 7 pin SAE plugs
- Air couplings palm type
- A 35mm² cable between truck and trailer for the use of any electrical power supply
- 24V power connector NATO
- The chassis is equipped with white reflective tape on sides and red reflective tape on the back

Paintwork

- Finished in one colour. (non-metallic)
- After chassis assembly, the support brackets for valves, air tanks and pipe and wiring runs are fitted. The completed chassis is then shot blasted and immediately painted according to the Broshuis 2K paint system. The final fitting of all the components is carried out after the chassis has been through the preservation process
- Pendel arms completely metalized and painted in grey (RAL 7011)
- Non-skid treatment above the axle bogie