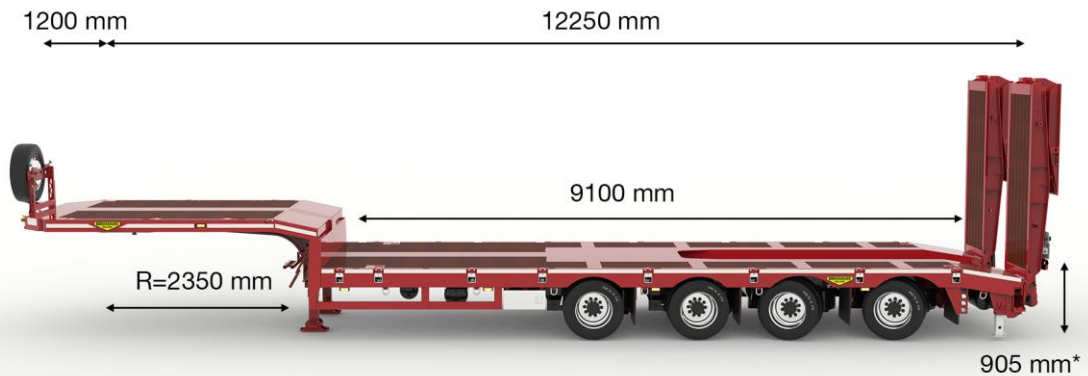


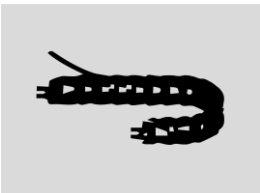
Trailer specifications

Dimensions and weights



Weights in kg	Netherlands		Germany		England	
	C & U	Special types	C & U	Special types	C & U	Special types
Maximum fifth wheel load	25000	25000	25000	25000	25000	25000
Maximum bogie load	36000	40000	32000	40000	32000	50000
Gross load capacity	61000	65000	57000	65000	57000	75000
Tare weight, app.	14500	14500	14500	14500	14500	14500
Net load capacity, app.	46500	50500	42500	50500	42500	60500

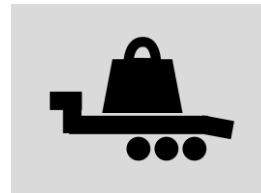
Your benefits




Energy chain: all lines protected inside the beam



Optional complete metalized



Strong heavy duty floor



Low maintenance

Neck

- The (single beam) neck height is 260 mm and suitable for 25T fifth wheel pressure. Under rear side of the neck accordance ISO chamfer
- Front extension 1200 mm. Chamfered corners at front 400x400 mm
- Fifth wheel height 1300 mm
- Neck width 2530 mm
- Rear swing clearance 2350 mm
- Hard wood floor of 28 mm thick
- 3.5" Kingpin
- 10T certified lashing rings (max. Load 5T) . According NEN12640 TÜV Certificate
- 32 mm holes in the side raves, to use as lashing point
- Divided at the side raves of the neck, dim. 96x66x6mm, suitable for stakes of 81x51mm
- Spare wheel carrier at front of the gooseneck. Suitable for one spare wheel.
- Slope for easy access of the neck 600x12°. U profile for the attachment of aluminium ramps
- Landing gear two speed vertical lift, with S foot. Static capacity of 50.000 kgs

Floor

- Step frame construction with a non-extendible central main beam of high tensile steel
- Height of axle bogie 905 mm (loaded)
- With a central main beam of high tensile steel
- Width of loading area 2730 mm
- 'Pull out' galvanised outriggers to increase the overall lower deck width by 500mm (250mm per side of the trailer)
- 37 mm hardwood for the axle group. Hardwood floor above the tires. Floor suitable for 15 tons of wheel load. 700mmx500mm tyre printout.
- Heavy duty loading floor with reinforcement plates
- Heavy duty side raves 240 mm deep, welded by strong steel cross members to chassis
- Side guards, fixed steel profile
- All air and service lines are located in the central main beam. Resulting in improved ground clearance and reduced maintenance
- 10T certified lashing rings divided in the side rave of the loading floor, placed every approx. 1.2 meter, according EN12650 with TÜV Certificate
- 32 mm holes in the side rave, to use as lashing point
- Rope hooks. On each side of the trailer
- 6 pairs of 5T lashing under the side raves
- Stake pockets divided at the side raves of the trailer, dim. 96x66x6mm, suitable for stakes of 81x51mm
- A troughs in the centre of the lower deck for an excavator arm, length 4750 mm, width 950 mm

- Beavertail 850 mm x 9° for easy access of the lower deck
- Beavertail with 10/12 mm checkerplate floor
- At the rear of the chassis a pair of drop down steady legs to support the chassis beaver tail when using the ramps

Axle bogie

- Gigant 12T axles
- Axle quantity: 4
- The bogie is fitted with 10T air suspension and heavy duty airbags for optimum stability
- First 2 axles are fixed, last 2 axle are self tracking
- Distance between axles is 1360 mm
- A raise and lower valve is connected to the air suspension for ease of loading or unloading
- Two air line Wabco brake system, EC-approved design with an automatic load sensing device. Spring type chambers fitted to two axles for the hand brake. Incl. EBS
- Tyre brand to choice of Broshuis (Continental, Goodyear or comparable). 245/70 R17.5
- Steel rims, light grey

Ramps

- Hydraulic ramps 4000x890. Width adjustment is hydraulically operated
- Hardwood floor in ramp
- Outside of the ramps are reinforced to support heavier wheel loads up to 15 T on outer profile
- The ramps not detachable

Lights

- Lights are complete in LED
- 5-chamber rear lights and Led side-marker-lights. Conform EU-specifications
- One rear flashing beacon connection at the rear side
- On each side at the neck and hydraulic ramp a connector fitted with holder for extendible marker board lights
- Connector for over width marker board lights: 3 pin plug

Accessories

- Spare wheel 1x
- EBS connector
- Connectors at the front: Dual 7 pin SAE plugs
- Air couplings palm type
- A 35mm² cable between truck and trailer for the use of any electrical power supply
- 24V power connector NATO
- The chassis is equipped with white reflective tape on sides and red reflective tape on the back

Paintwork

- Finished in one colour. (non-metallic)

- After chassis assembly, the support brackets for valves, air tanks and pipe and wiring runs are fitted. The completed chassis is then shot blasted and immediately painted according to the Broshuis 2K paint system. The final fitting of all the components is carried out after the chassis has been through the preservation process
- Supplied Axles are painted black, for better rust prevention