

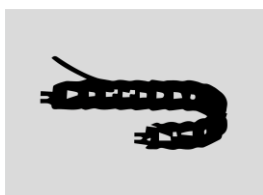
Trailer specifications

Dimensions and weights



Weights in kg	Netherlands		Germany		England	
	C & U	Special types	C & U	Special types	C & U	Special types
Maximum fifth wheel load	18000	18000	18000	18000	18000	18000
Maximum bogie load	36000	40000	36000	40000	36000	40000
Gross load capacity	54000	58000	54000	58000	54000	58000
Tare weight, app.	9900	9900	9900	9900	9900	9900
Net load capacity, app.	44100	48100	44100	48100	44100	48100


Your benefits




Energy chain: all lines protected inside the beam



Low tare weight



Ultimate rustproofing



Low maintenance and durable chassis

Neck

- The (single beam) neck height is 185 mm and suitable for 18 t fifth wheel pressure. Under rear side of the neck beam with chamfer.
- Front extension 1,400 mm
Chamfered corners at front 400 x 400 mm
- Fifth wheel height 1,150 mm
- Neck width 2,530 mm
- Rear swing clearance 2,350 mm
- Hard wood floor of 28 mm thick
- 2" Kingpin
- 10 t certified lashing rings (max. Load 5 t) . According NEN12640 TÜV Certificate
- 32 mm holes in the side raves, to use as lashing point
- Divided at the side raves of the neck, dim. 96 x 66 x 6 mm, suitable for stakes of 81 x 51 mm
- Spare wheel carrier at front of the gooseneck. Suitable for one spare wheel
- Slope for easy access of the neck 600 x 12°
U profile for the attachment of aluminium ramps
- Landing gear two speed vertical lift, with S foot. Static capacity of 50 t

Floor

- The torsion rigid chassis is in the lower deck extendible in increments of approx. 500 mm. Air assisted locking pins are fitted to either side of the main beam and operated by a single two way valve
- Height of axle bogie 870 mm (loaded)
- With a central main beam of high tensile steel
- Split suitable for use of optional bridge sections
- Fixed part 850 mm
- Width of loading area 2,530 mm
- 'Pull out' galvanised outriggers to increase the overall lower deck width by 500 mm (250 mm per side of the trailer)
- 37 mm nominal hardwood in the lower deck, in front of/ behind and in between the axle bogie.
8/10 mm steel chequer plate fitted over the tyres. Max. floor load: 4 t on a surface 200 x 300 mm. 7 t on a surface 400 x 600 mm
- Heavy duty side raves 240 mm deep, welded by strong steel cross members to chassis
- Side guards, fixed aluminium profiles
- All air and service lines are located in an energy chain within the central main beam. Resulting in improved ground clearance and reduced maintenance
- 10 t certified lashing rings divided in the side raves of the loading floor, placed every approx. 1.2 m, according EN12650 with TÜV Certificate
- 32 mm holes in the side raves, to use as lashing point
- 1 pair of 10 t lashing rings in beavertail against the main beam

- Stake pockets divided at the side raves of the trailer, dim. 96 x 66 x 6mm, suitable for stakes of 81 x 51 mm
- Container position for 1x 40 ft (Container mountings are optional)
- Beavertail 850 mm x 8° for easy access of the lower deck
- Beavertail chamfered with hard wood floor
- At the rear of the chassis a pair of drop down steady legs to support the chassis beaver tail when using the ramps

Axle bogie

- Gigant 10.5 t axles
- Axle quantity: 4
- The bogie is fitted with 10 t air suspension and heavy duty airbags for optimum stability
- First 2 axles are fixed, last 2 axle are self tracking
- Tyre Pressure Monitoring System according ECE R141
- Distance between the axles are 1,310 - 1,410 - 1,310 mm
- A Wabco E-Tasc raise and lower valve is connected to the air suspension for ease of loading or unloading
- Two air line Wabco brake system, EC-approved design with an automatic load sensing device. Spring type chambers fitted to two axles for the hand brake. Incl. EBS
- Tyre brand to choice of Broshuis (Continental, Goodyear or comparable). 245/70 R17.5
- Steel rims, light grey

Lights

- Lights are complete in LED
- 2 pairs of 3-chambers rear lights and Led side-marker-lights. Conform EU-specifications
- One LED fog light
- 1 pair of reversing lights LED
- The side marker lights flash along with the taillight turn signals
- On each side at the neck and axle bogie a connector fitted with holder for extendible marker board lights
- Connector for over width marker board lights: 3 pin plug

Accessories

- Spare wheel 1x
- EBS connector
- Connectors at the front: Dual 7 pin SAE plugs
- Air couplings palm type
- The chassis is equipped with white reflective tape on sides and red reflective tape on the back

Paintwork

- Metallized and finished in one colour. (non-metallic)

- After chassis assembly, the support brackets for valves, air tanks and pipe and wiring runs are fitted. The completed chassis is then shot blasted and immediately painted according to the Broshuis 2K paint system. The final fitting of all the components is carried out after the chassis has been through the preservation process

Permits

- SERT-Document. Heavy transport permit for the Netherlands to increase axle loads