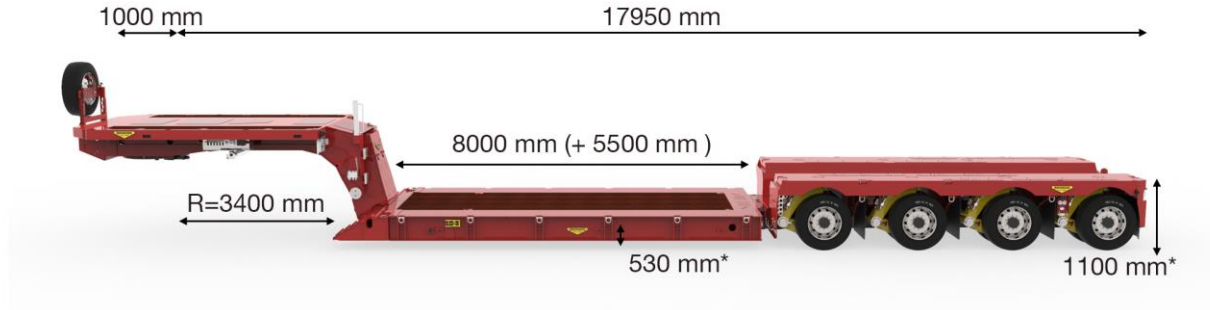



**Trailer specifications**

**Dimensions and weights**

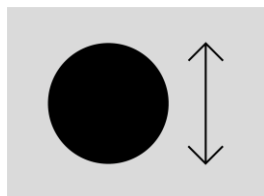


Weights in kg	Netherlands		Germany		England	
	C & U	Special types	C & U	Special types	C & U	Special types
Maximum fifth wheel load	35000	35000	35000	35000	35000	35000
Maximum bogie load	48000	48000	32000	48000	44000	60000
<b>Gross load capacity</b>	83000	83000	67000	83000	79000	95000
Tare weight, app.	23600	23600	23600	23600	23600	23600
<b>Net load capacity, app.</b>	59400	59400	43400	59400	55400	71400


**Your benefits**




Premium quality



Large tyre size of 285/70/R19.5 mm



600 mm stroke



Steering angle of ca. 60°

## Neck

- Single beam hydraulic pivoting and detachable neck. Maximum fifth wheel load is 35 T.
- Front extension 1000 mm. Chamfered corners at front 400x400 mm
- Fifth wheel height 1350 mm
- Neck width 2530 mm
- Rear swing clearance 3400 mm
- Hard wood floor of 28 mm thick
- 3,5" Kingpin, fitted under a ball bearing turntable. The turntable is connected to two double action hydraulic steering rams. Holder is suitable for mounting a 2" kingpin
- A hydraulic stinger is provided with 2 separate operable cylinders to support the neck whilst removing the gooseneck. Cylinders approx. 1390 mm from Kingpin.
- 10T certified lashing rings (max. Load 5T) . According NEN12640 TÜV Certificate
- 2 pairs of 10 T lashing points at the rear side of the neck
- 32 mm holes in the side raves, to use as lashing point
- Divided at the side raves of the neck, dim. 96x66x6mm, suitable for stakes of 81x51mm
- Spare wheel carrier at front of the gooseneck. Suitable for one spare wheel.

## Floor

- 1x extendible
- Bed height 530 mm (loaded). Beam height 400 mm  
Outer beams
- Split at front side of the bed
- Compression joint at the rear side of the bed
- Bed width 2850 mm
- Fixed floor of 37 mm hardwood
- Pneumatic operated pin to lock the extendible beam
- Preparation for swing-out outriggers
- All air and service lines are located in an energy chain within the central main beam. Resulting in improved ground clearance and reduced maintenance
- Retaining nuts M24 fitted to the inner beam suitable for 8 T lashing rings.
- 13.4T certified lashing rings divided in the side raves of the loading floor, placed every approx. 1.2 meter, according EN12650 with TÜV Certificate
- Rope hooks. On each side of the trailer
- Stake pockets divided at the side raves of the trailer, dim. 96x66x6mm, suitable for stakes of 81x51mm

## Axle bogie

- Gigant 2x7 T pendular axles line
- Axle quantity: 4

- The bogie has Broshuis PL2 pendular axles. Travel 600 mm, max. steering angle is ca. 60°, a dolly has 70°
- Broshuis hydraulic steering system, consists of two fully independent circuits.
  - Adjustable steering rods, to correct axle alignment tracking to compensate for wear during the life of the trailer.
  - Air, electrical and hydraulic service lines are housed inside the central spine(s) in an energy chain
- All axles are hydraulic steered
- Distance between the axles is 1510 mm
- 32 mm holes in the side raves, to use as lashing point
- Height of axle bogie 1100 mm (loaded)
- Bed width 2850
- A raise and lower valve is fitted to the hydraulic suspension for ease of loading or unloading. The left and right floor height can be operated separately. 2 LED indicators are installed to set the correct floor height. Operation from the neck.
- Manual override steering with 3kW electrical pump
- Electrical hydraulic override steering system, to allow the axles to steer independently of the tractor unit, by means of buttons. Butterfly section, with adjustable conical bearing, extremely low maintenance - adjustable steering rods, to correct axle alignment tracking to compensate for wear during the life of the trailer. Air, electrical and hydraulic service lines are housed inside the central spine(s) in an energy chain
- Two air line Wabco brake system, EC-approved design with an automatic load sensing device. Spring type chambers fitted to two axles for the hand brake. Incl. EBS
- Tyre brand to choice of Broshuis (Continental, Goodyear or comparable). 285/70 R19.5
- A troughs in the centre of the lower deck for an excavator arm, width 900 mm
- Lashing rings (10 T) in the side raves of the dolly and axle bogie according to EN 12640
- 1 pair 20T lashing rings in the crane arm at the front side
- Lashing rings (5 T) under the side raves of the dolly and axle bogie
- All pendular axles are liftable. Equipped with lift axle lockingpins for 2 axle lines

## Lights

- Lights are complete in LED
- 2 pairs of 3-chambers rear lights and Led side-marker-lights. Conform EU-specifications
- One fog light
- 1 pair of reversing lights
- One rear flashing beacon connection at the rear side
- Connector for over width marker board lights: 3 pin plug

## Accessories

- Spare wheel 1x
- Central Greasing level II with a pump. Brand of pump Bekamax
- EBS connector
- Connectors at the front: Dual 7 pin SAE plugs
- Air couplings palm type
- A 35mm<sup>2</sup> cable between truck and trailer for the use of any electrical power supply
- 24V power connector NATO
- The chassis is equipped with white reflective tape on sides and red reflective tape on the back

### **Paintwork**

- Finished in one colour. (non-metallic)
- After chassis assembly, the support brackets for valves, air tanks and pipe and wiring runs are fitted. The completed chassis is then shot blasted and immediately painted according to the Broshuis 2K paint system. The final fitting of all the components is carried out after the chassis has been through the preservation process
- Pendel arms completely metalized and painted in grey (RAL 7011)