



## Trailer specifications

### Dimensions and weights



| Weights in kg                  | Netherlands |               | Germany |               | England |               |
|--------------------------------|-------------|---------------|---------|---------------|---------|---------------|
|                                | C & U       | Special types | C & U   | Special types | C & U   | Special types |
| Maximum fifth wheel load       | 25000       | 25000         | 25000   | 25000         | 25000   | 25000         |
| Maximum bogie load             | 60000       | 60000         | 40000   | 60000         | 55000   | 70000         |
| <b>Gross load capacity</b>     | 85000       | 85000         | 65000   | 85000         | 80000   | 95000         |
| Tare weight, app.              | 16700       | 16700         | 16700   | 16700         | 16700   | 16700         |
| <b>Net load capacity, app.</b> | 68300       | 68300         | 48300   | 68300         | 63300   | 78300         |


### Your benefits




Premium quality



600 mm Stroke



Great steering angle  
of 70°



Optional complete  
metalized

## Neck

- The (single beam) neck height is 290 mm and suitable for 25 T fifth wheel pressure
- Front extension 1400 mm  
Chamfered corners at front 400x400 mm
- Fifth wheel height 1240 mm
- Rear swing clearance 2550 mm
- Hard wood floor of 28 mm thick
- 3,5" Kingpin, fitted under a ball bearing turntable. The turntable is connected to two double action hydraulic steering rams. Holder is suitable for mounting a 2" kingpin
- 10T certified lashing rings (max. Load 5T) . According NEN12640 TÜV Certificate
- 32 mm holes in the side raves, to use as lashing point
- Divided at the side raves of the neck, dim. 96x66x6mm, suitable for stakes of 81x51mm
- Spare wheel carrier at front of the gooseneck. Suitable for one spare wheel.
- Rear side of the neck straight
- Landing gear two speed vertical lift, with S foot. Static capacity of 50.000 kgs

## Floor

- The torsion rigid chassis is in the lower deck extendible in increments of approx. 500 mm. Air assisted locking pins are fitted to either side of the main beam and operated by a single two way valve.
- Height of axle bogie 870 mm (loaded)
- With a central main beam of high tensile steel
- Fixed part 650 mm
- Width of loading area 2530 mm
- 'Pull out' galvanised outriggers to increase the overall lower deck width by 500mm (250mm per side of the trailer)
- 37 mm hardwood floor in the lower deck. Floorboards are fitted longitudinally
- Steel plate with non-skid treatment above the axle bogie
- Heavy duty side raves 240 mm deep, welded by strong steel cross members to chassis
- All air and service lines are located in an energy chain within the central main beam. Resulting in improved ground clearance and reduced maintenance
- 10T certified lashing rings divided in the side rave of the loading floor, placed every approx. 1.2 meter, according EN12650 with TÜV Certificate
- 32 mm holes in the side rave, to use as lashing point
- Rope hooks. On each side of the trailer
- Stake pockets divided at the side raves of the trailer, dim. 96x66x6mm, suitable for stakes of 81x51mm
- Container position for 1x 30 Ft (Container mountings are optional)

- Container position for 1x 40 Ft (Container mountings are optional)
- Container position for 1x 45 Ft (Container mountings are optional)
- Straight rear end, with U profile for the attachment of aluminium ramps
- At the rear of the chassis a pair of drop down steady legs to support the chassis beaver tail when using the ramps

## Axle bogie

- 2x Gigant pendular axle per axle line
- Axle quantity: 5
- The bogie has Broshuis PL2 pendular axles. Travel 600 mm, max. steering angle is ca. 60°, a dolly has 70°
- Broshuis hydraulic steering system, consists of two fully independent circuits.
  - Butterfly section, with adjustable conical bearing, resulting in extremely low maintenance,
  - Adjustable steering rods, to correct axle alignment tracking to compensate for wear during the life of the trailer.
  - Air, electrical and hydraulic service lines are housed inside the central spine(s) in an energy chain
- All axles are hydraulic steered
- Distance between the axles is 1510 mm
- A raise and lower valve is fitted to the hydraulic suspension for ease of loading or unloading. The left and right floor height can be operated separately. 2 LED indicators are installed to set the correct floor height. Operation from the neck.
- Electrical hydraulic override steering system, to allow the axles to steer independently of the tractor unit, by means of buttons. Butterfly section, with adjustable conical bearing, extremely low maintenance - adjustable steering rods, to correct axle alignment tracking to compensate for wear during the life of the trailer. Air, electrical and hydraulic service lines are housed inside the central spine(s) in an energy chain
- Manual override steering with 3kW electrical pump
- Two air line Wabco brake system, EC-approved design with an automatic load sensing device. Spring type chambers fitted to two axles for the hand brake. Incl. EBS
- An hydraulic pressure gauge is connected to the suspension for determining the axle loads
- Tyre brand to choice of Broshuis (Continental, Goodyear or comparable). 245/70 R17.5
- Steel rims, light grey
- All pendular axles are liftable. Equipped with lift axle lockingpins for 3 axle lines

## Lights

- Lights are complete in LED
- 2 pairs of 3-chambers rear lights and Led side-marker-lights. Conform EU-specifications

- One LED fog light
- 1 pair of reversing lights LED
- One extendible flashing beacon connection at the rear side
- On each side at the neck and axle bogie a connector fitted with holder for extendible marker board lights
- Connector for over width marker board lights: 3 pin plug

### **Accessories**

- Spare wheel 1x
- Central Greasing (level II) with a pump
- EBS connector
- Connectors at the front: Dual 7 pin SAE plugs
- Air couplings palm type
- A 35mm<sup>2</sup> cable between truck and trailer for the use of any electrical power supply
- 24V power connector NATO
- The chassis is equipped with white reflective tape on sides and red reflective tape on the back

### **Paintwork**

- Finished in one colour. (non-metallic)
- After chassis assembly, the support brackets for valves, air tanks and pipe and wiring runs are fitted. The completed chassis is then shot blasted and immediately painted according to the Broshuis 2K paint system. The final fitting of all the components is carried out after the chassis has been through the preservation process
- Pendel arms completely metalized and painted in grey (RAL 7011)
- Non-skid treatment above the axle bogie